

QUICK DIE CHANGE (QDC) VEHICLES



MATERIAL HANDLING REDEFINED.

RICO
Lift Trucks

CAPACITIES UP TO 400,000LBS
IN A WIDE VARIETY OF STYLES.



RICO
Lift Trucks



RICO INNOVATIVE SOLUTIONS FOR MATERIAL HANDLING
Lift Trucks

OUR REPUTATION AS A PIONEER IN

Design & Development

RICO is a leading manufacturer of engineered material handling equipment. Our over 130 years of combined expertise in this industry has resulted in RICO'S reputation as a pioneer in the design, development, and manufacturing of material handling equipment with capacities from 1,000 to over 400,000 pounds.

With our headquarters located in Medina, Ohio, our major client base is involved in industrial, commercial, automotive and military markets and our products are used around the globe.

We are very proud to be one of the most self-sufficient companies in this industry. With over 98 % of our work performed in-house from design to fabrication to assembly, we are truly unique in the material handling equipment manufacturing arena.

That means you get:

- Quicker Delivery,
- Flexible Production Schedules,
- Rapid Prototyping,
- High Standards for Quality,
- Increased Equipment Reliability,
- The HIGHEST Level of Tech Support.

That is the **RICO ADVANTAGE.**

FLEXIBILITY. VERSATILITY. EFFICIENCY.

Outstanding Performance

Engineering and manufacturing die handlers is a time honored tradition at RICO. Today's modern die handlers are considered the most efficient and versatile for handling dies/molds. Quick Die Change (QDC) trucks for today's stamping and mold plants require speed and precision. RICO has designed and manufactured custom QDC's from our inception with capacities ranging from 2,000 lbs. to 400,000 lbs. These trucks are considered the most efficient and versatile in handling dies. RICO's trucks are designed to be an integral part of the important quick-die change team, allowing the process to take mere minutes versus the traditional hours.

The QDC trucks overall performance and design is based on your requirements. RICO responds with electric and internal combustion (IC) trucks engineered to your die/mold handling specs and powered to your load requirements. Based on your specific application, our trucks are designed to either side load, end load, (or both) the die/mold onto the press bed using a variety of configurations.

RICO's QDC trucks are engineered to safely and efficiently install and remove dies/molds from your press. Our trucks are designed to operate in a far less area than conventional forklift trucks due to their tight turning radius, which requires less space between presses optimizing maneuverability for trouble-free transport with no wasted aisle space.

RICO offers two dependable series of QDC trucks to service your requirements.

A walk behind or stand up rider, with each offering its own unique features to offer. In either case, the operator has more confidence through operator comfort, control, and visibility.

Companies are realizing that RICO Quick Die Change trucks provide a solid return-on-investment when comparing their initial cost versus the time reduced in the die/mold changing application. So, your RICO starts paying for itself immediately.

RICO innovation includes modular component design that allows us to create custom QDC trucks that we know in advance will do the job for you. Our advanced engineering, quality materials and tight manufacturing control that sets RICO apart are built into every truck ordered. Each component from controls to castings to frames has a time-tested, task proven track record meeting the demands your unique application poses.

Our intelligent, modular engineering approach means each new custom built QDC truck is built on proven expertise. We can turn your order around quickly, allowing you to start reaping RICO's benefits sooner. Why take a chance when you have the choice that stands apart by every measure.



MODELS OFFERED

An incredible amount of effort was put into designing our QDC family of trucks. All of our designs are built for simple and accessible maintenance. Designs offered, but not limited to:

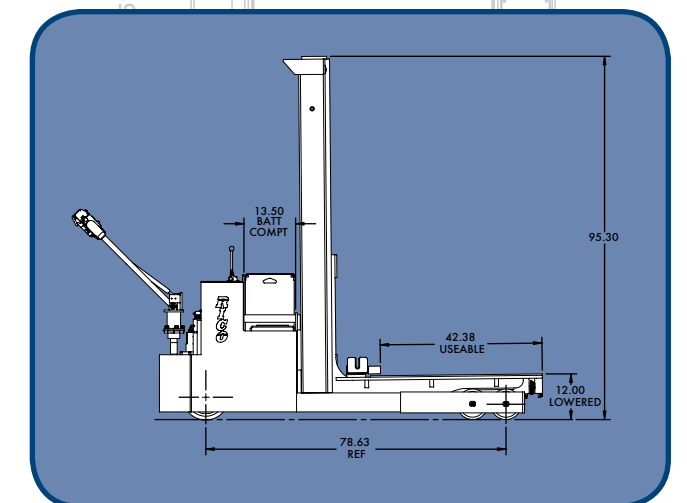
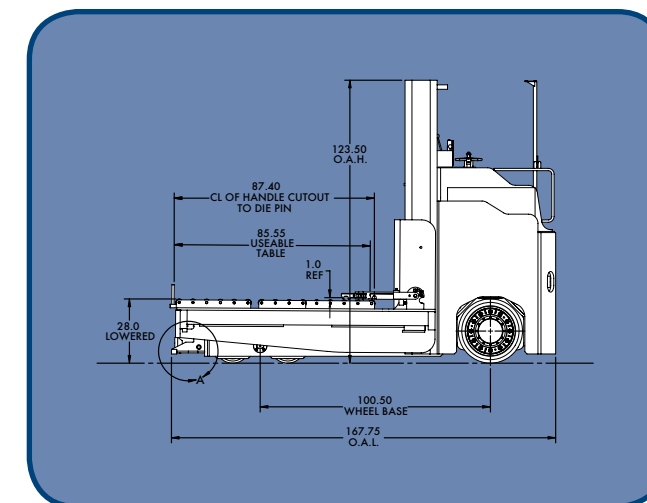
- 4 Way Push/Pull
- 2 Tier Table
- Transporters
- Walk Behind Units
- Stand Up Riders
- IC Powered
- 4 Directional Riders

RICO's QDC trucks are a true innovative solution for Die & Mold handling.

The type of real solution to the real problems you face as a company.

The type of solution you have come to expect from RICO.

For more information about QDC Vehicles or any of the other solutions we provide, please contact us at: 330-723-4050 or visit us online at www.ricoequipment.com.



QDC Vehicles



SIDE PUSH & FRONT PUSH

- Push pull design allows for front and side Push of Dies/Molds
- Offered in either a walk behind or rider version



TWO TIER QDC'S (Quick Die/Mold Change)

- Capacities up to 8,000 pounds per table
- Flexibility to Change and replace Dies/Molds at even greater speeds.



RIDER FRONT OR SIDE PUSH

- Capacities starting at 40,000 lbs.
- 72 volt electrical system



IC POWERED QDC'S (Quick Die/Mold Change)

- LP Gas or Diesel Powered option
- Capacities starting at 30,000 lbs.



TRANSPORTER

- Ideal for high capacity transporting of product in areas where a conventional counter balanced truck will not fit
- Offered in either a walk behind or rider version
- Riders offered with capacities up to 400,000 lbs.



WALK BEHIND QDC'S (Quick Die/Mold Change)

- Capacities up to 50,000 lbs.
- Power steering offered as an option
- Rotate positioning table as an option



DOCKING CAMERAS (Optional)

- Fiber Optic Cameras mounted to allow for easier and fool proof docking to your press.
- Color monitor conveniently located for even greater operator visibility.



4 DIRECTIONAL QDC'S (Quick Die/Mold Change)

- Superior maneuverability allowing QDC in confined environments

Walkie Die Handler Series

Capacities up to 50,000 lbs



PUSH/PULL MECHANISM

- The heavy duty pusher mechanisms enable the die to be pushed completely off the die table and into the press.
- A notch in the bottom of the mechanism allows the arm to engage a grab handle and the die to be pulled out with the pusher mechanism.



DIE TABLE ROLLERS

- Specifically designed for high volume die handling and high impact loads.



CONTROL HANDLE

- Control Handle has dual twist grips which provide stepless travel in the forward and reverse directions.
- Twist grips return to neutral when released.



DOCKING CAMERAS

- Fiber Optic Camera mounted to allow for easier and fool proof docking to press.
- Color monitor conveniently located for even great operator visibility.



DOCKING V

- Docking V's welded to the front of the chassis provide easy alignment of the die truck with presses or racks equipped with docking pins.



BALL NUT ASSEMBLY

- The ball nut assembly is responsible for pusher movement.
- Heavy duty bearings with embedded side thrust rollers provide stability even when pushing large dies.

Stand-up Rider Die Handling Series

Capacities up to 400,000 lbs



MASTS

- The mast design incorporates a wide, upright spread to allow for easy, accurate load spotting
- The strength of the uprights are maximized by utilizing rolled or machined billet forgings.




OPERATOR CONTROLS

- All instruments are located within clear view of the operator and an ergonomically designed control lever is within easy reach.



DRIVE UNIT

- Dual Planetary drive units couple the motor and gear reduction within the drive wheel to maximize torque



DIE TABLE

- Heavy duty flat steel to handle the heaviest application
- Optional Rollers or Brass wear strips can be equipped to reduce friction when loading and unloading dies from presses or racks.

PUSHER MECHANISM

- Heavy duty pusher mechanisms enable the die to be pushed completely off the die table and into the press.
- Pusher can be equipped with a notch to allow chains to be fastened around the die and pulled out with the pusher mechanism.



Stand-up Rider Die Handling Series

Capacities up to 400,000 lbs



SERVICEABILITY

- Open compartments maximize serviceability through large access points
- Programmable controllers are used with on-board service diagnostic capability providing energy efficiency, and infinite speed control.



PLATFORM

- Load Platforms can be designed in varies lengths, widths and load supports meeting your specific application.



OPERATOR CONTROLS

- Rugged ergonomic cast aluminum and pistol grip throttle control with trigger horn button.
- Emergency stop, battery lift indicators and functions are within easy reach of the operator.
- Cast aluminum steer lever supported with large displacement steering valve and motor for minimal steering effort.



OPERATOR PLATFORM

- Electric or mechanically operated foot brake control provide smooth precise stopping.
- Operator platforms include cushion hip pads, floor mat and safe presence detection switches to prevent inadvertent operation of controls.
- Large steps and easy to reach handle rails.
- High operator position for increased visibility.



ARTICULATING DRIVE SYSTEM

- Articulating drive system is equipped with large planetary gear hubs and motors maximizing torque.
- Hydraulic or electric brake designs are available.



7K Compact Front Push Walk Behind



8K Front Push w/Nylon Wear Strip



35K Four Directional Drive Rider



50K Front Push Rider



10K Rotating Positioning Table Walk Behind



8K Compact Side Push Walk Behind



50K Front Push w/Nylon Wear Strip Die Guides



80K Front Push w/Docking Camera & Pendant Control



12K Compact Scissor Lift Walk Behind



10K Two Tier Front Push Rider



80K Rider Transporter



200K Rider Transporter



25K Rotating Positioning Table Walk Behind



30K Front Push w/Low Profile Roller Rider



40K Side Push Rider



Rotating Positioning Table w/Tilt & Table Sideshift



RICO
Life Trucks

RICO Manufacturing, Inc.
691 West Liberty
Medina, OH 44256

Phone 330.723.4050
Fax 330.723.4012

www.RicoEquipment.com